G·WEIKE LASER

TECHNICAL PROPOSAL

LF3015GA

WHOLE COVER LASER CUTTING MACHINE

CONTENTS

Product Overview ---------- 02

Product Description ---------- 03

Technical Parameters ---------- 05

Main Configuration ---------- 07

Cutting Parameters ---------- 10

Samples ---------- 12

Cost Analysis ---------- 13

Service System ---------- 14

About Us ---------- 15

Expo Staff ---------- 16

Qualification/ Honor ---------- 17

Quality Control Process ---------- 18

Strict package process ---------- 22

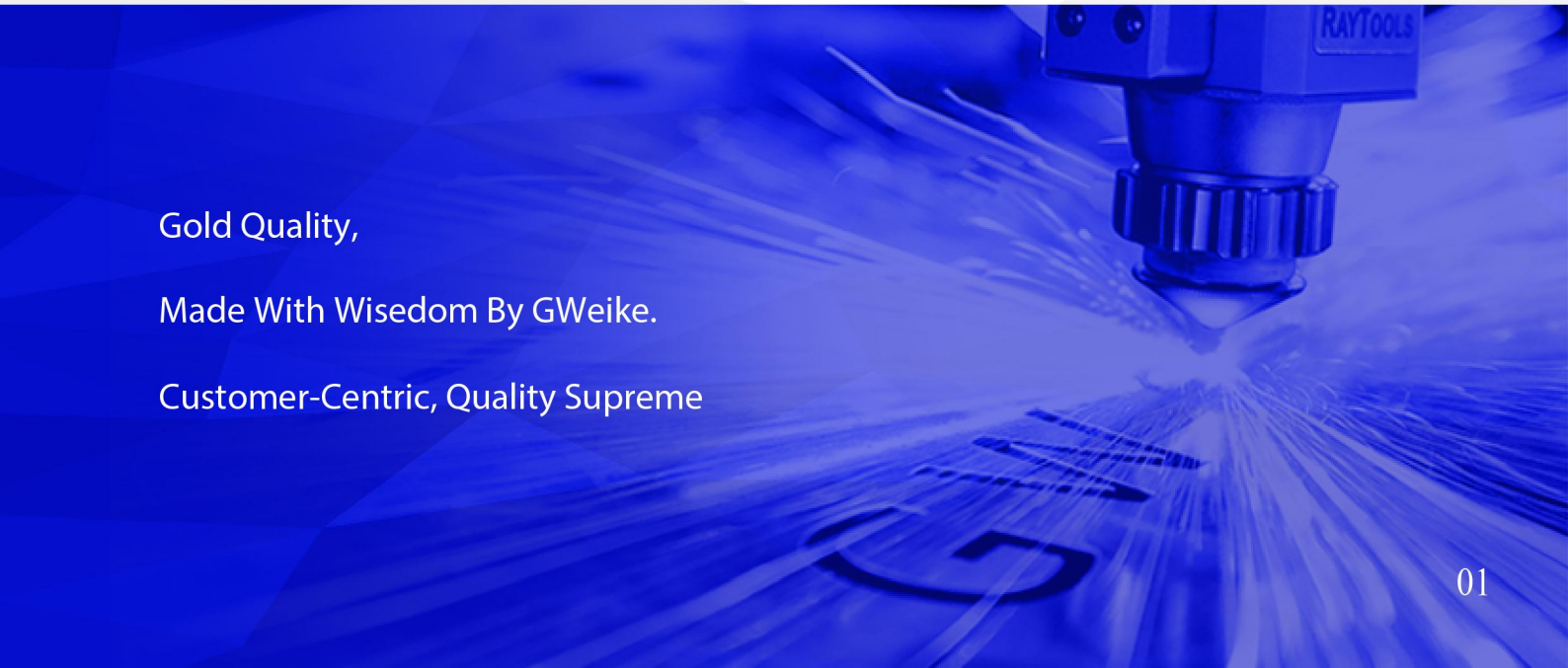

Gold Quality,

Made With Wisedom By GWeike.

Customer-Centric, Quality Supreme

PRODUCT OVERVIEW

- LF3015GA fiber laser cutting machine can carry up to 8000W laser power, so for most thickness, it is a very good choice.

- For example, agricultural machinery, textile machinery, food machinery and construction machinery and other large machinery and equipment manufacturing, usually use high power fiber laser cutting machine for processing. Suitable for stainless steel, carbon steel, silicon steel, aluminum alloy, titanium alloy, galvanized steel, aluminum-plating zinc plate, copper, and other metals.

ADVANTAGE

- High configuration
- CE protection standard

PRODUCT DESCRIPTION

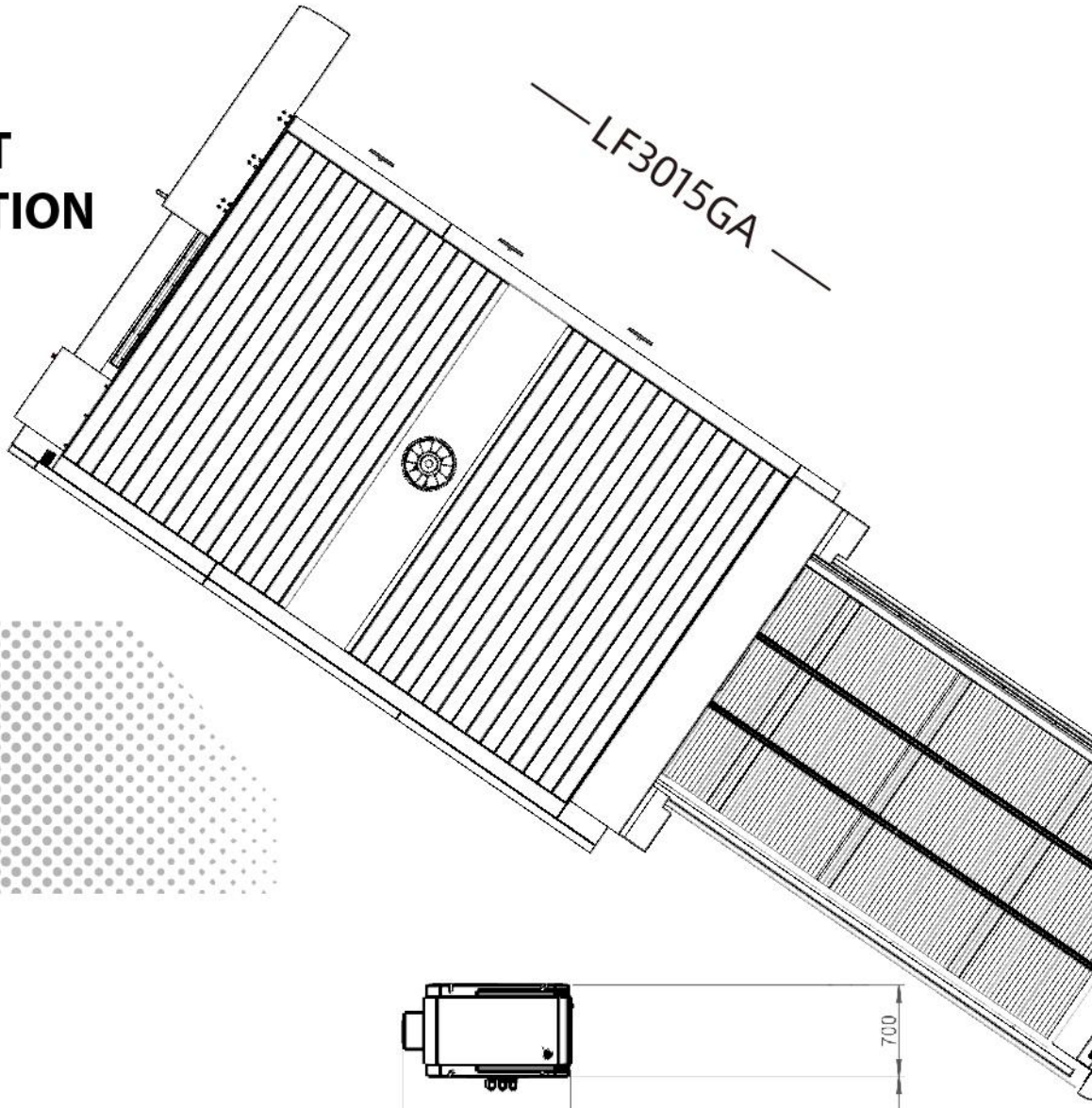

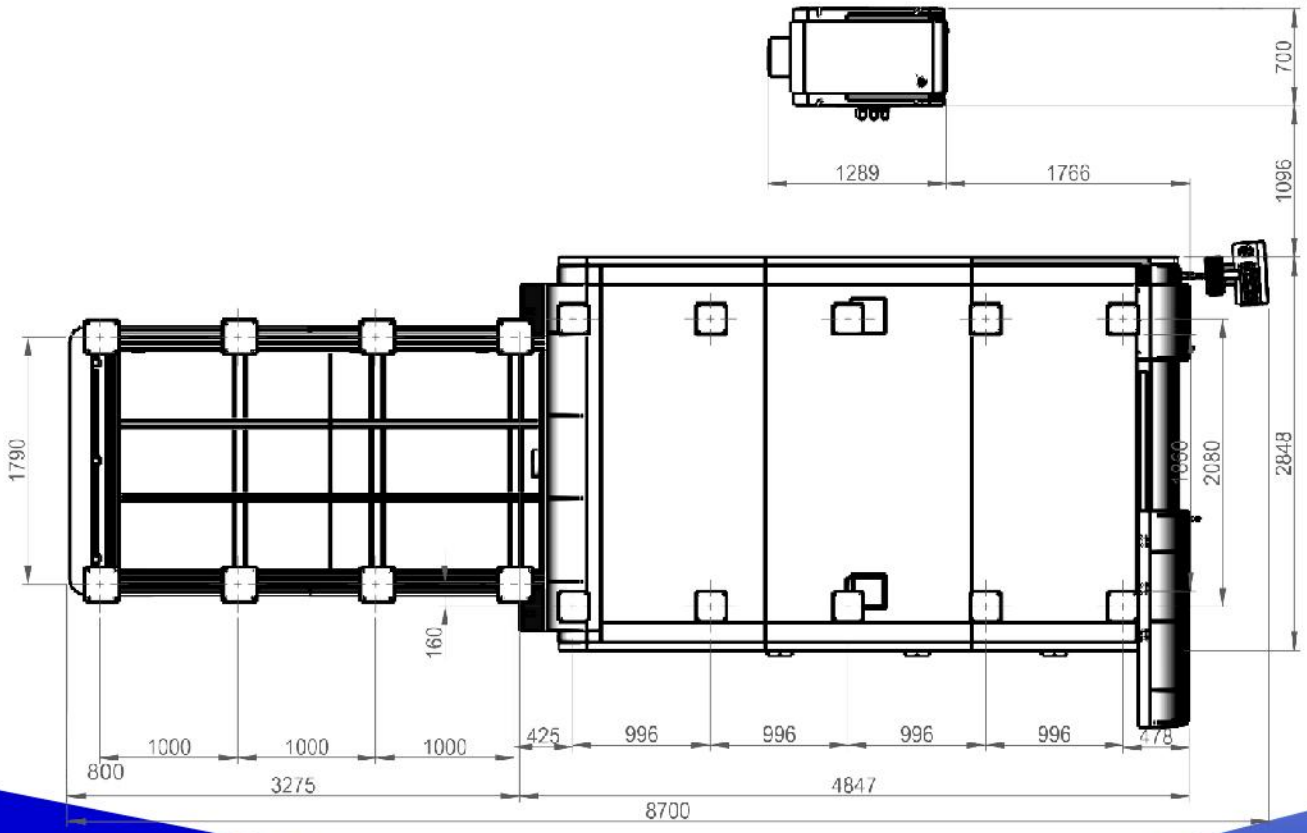

G.WEIKE Offer of Fiber Laser Cutting Machine

Seller	**Company Name:** G.Weike Tech Co., Ltd **Company Address:** No. 504, Block C, Yinhe Mansion, Xinluo St, High-Tech Zone, Jinan, Shandong, China. **Contact Person:** Diana Si **Tel:** 0086-17864197958 **Email:** diana@wklaser.com
Model	LF3015GA
Power	3000W/ 6000W
Type	Fiber Laser Cutting Machine
HS Code	845611
3000W Price	
FOB Qingdao price	
50KVA Voltage stabilizer	
Total FOB Qingdao price	
6000W Price	
FOB Qingdao price	
80KVA Voltage stabilizer	
Total FOB Qingdao price	
Delivery time	25-30 working days
Payment	30% T/T deposit in advance and 70% T/T before delivery
Container	1*40HQ
Price Validity	It is valid until April 30, 2025

TECHNICAL PARAMETERS

Model	LF3015GA
Maximum processing range	1500x3000mm
X-axis travel	1500mm
Y-axis travel	3000mm
Z-axis travel	290mm
X / Y axis positioning accuracy	±0.03mm
X / Y axis repeat positioning accuracy	±0.02mm
Lubrication type	Automatic oiling
Transmission type	Dual drive rack
Working platform exchange time	15-17s
Working platform load	800kg
Enclosed laser protection	Yes
Machine dimension(Length*width*height)	8580*2880*2300mm³
Gross weight	7920kg

LF3015GA Main Specification

No.	Name	Quantity	Brand
1	Laser source	1 set	MAX/ RAYCUS
2	Laser head	1 set	RAYTOOLS auto focus - 3KW BOCI auto focus - 6KW
3	Machine body	1 set	GWEIKE
4	Gear and Rack	1 set	Taiwan YYC
5	Reducer	1 set	France MOTOREDUCER
6	Exchange table	1 set	GWEIKE
7	Servo motor	1 set	INOVANCE
8	Exhaust Smoke System	1 set	China
9	Industrial computer	1 set	HP
10	Control system	1 set	FSCUT
11	Water chiller	1 set	HANLI/ S&A
12	Control cabinet	1 unit	GWEIKE
13	3rd generation aviation aluminum Beam	1 unit	GWEIKE
14	Auto higher	1 unit	CYPCUT
15	Auto lubrication	1 set	China
16	All closed protective cover	1 set	GWEIKE
17	Guide rail	1 set	DTX/ HIWIN

MAIN CONFIGURATION



RAYCUS Laser Source

- High Electro-optic Conversion Efficiency
- High reliability，long service life
- Maintenance-free Operation

BLT

- Modular design
- Low maintenance cost
- Faster response to collimation and focusing



France MOTOREDUCER

- Stable operation
- Low noise
- Large output torque
- High speed ratio



Taiwan - YYC

- High precision
- Accurate instantaneous transmission ratio
- High transmission efficiency;
- Long life

MAIN CONFIGURATION

Servo Motor-Inovance

- High accuracy
- High-speed performance
- High adaptability & stability
- Timeliness, short dynamic response time of motor

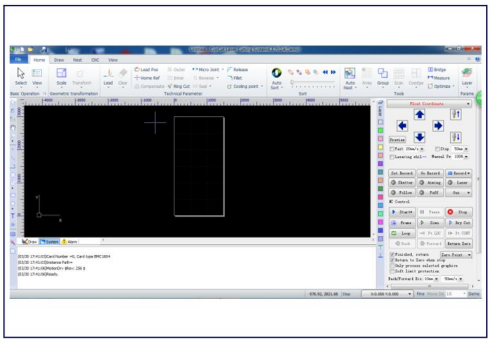

CYPCUT control system

- Easy to use
- Various file editing functions
- Support remote control
- Real-time alarm and protection

Han Li Water Chiller

- Machine protection
- large cooling capacity
- Stable performance

CUTTING PARAMETERS

Cutting Parameters												
Material	Thickness (mm)	1000W speed (m/min)	1500W speed (m/min)	2000W speed (m/min)	3000W speed (m/min)	4000W speed (m/min)	6000W speed (m/min)	8000W speed (m/min)	12000W speed (m/min)	15000W speed (m/min)	20000W speed (m/min)	30000W speed (m/min)
Carbon steel cut by O2	2	3.5-5.0	3.8-5.0	5.0-6.0	5.5-7.0	5.5-7.7	6.0-8.25	6.8-7.2	7.2-7.8	7.5-8.2	7.8-8.5	8.0-10.0
	3	2.5-3.5	2.8-3.8	3.5-4.3	3.6-5.0	3.7-5.5	4.0-5.5	4.8-5.5	5.2-5.8	5.5-6.0	5.8-6.3	6.0-7.0
	4	2.0-3.3	2.3-3.5	2.8-4.0	3.0-4.5	3.5-4.6	3.5-5.0	3.8-4.3	4.2-4.6	4.5-5.2	4.8-5.5	5.0-6.5
	5	1.4-2.0	1.6-2.5	2.5-3.0	2.5-3.3	2.5-4.0	3.0-4.2	3.3-4.3	3.8-4.7	4.0-5.0	4.3-4.8	4.5-5.0
	6	1.2-1.6	1.4-1.8	2.2-2.5	2.3-2.8	2.5-3.5	2.6-3.5	3.0-3.4	3.5-4.0	3.8-4.3	4.0-4.5	4.2-4.8
	8	0.8-1.1	0.9-1.3	1.3-1.8	1.8-2.2	2.0-2.8	2.0-2.8	2.3-3.0	2.6-3.3	2.8-3.5	3.0-3.6	3.5-4.0
	10	0.6-0.9	0.8-1.2	1.2-1.5	1.2-1.6	1.2-2.2	1.8-2.3	2.0-2.5	2.5-3.0	2.6-3.0	2.8-3.2	3.0-3.5
	12	0.4-0.7	0.7-1.0	0.8-1.0	1.0-1.3	1.0-1.7	1.6-2.1	1.7-2.2	2.0-2.3	2.5-3.0	2.7-3.2	2.8-3.4
	16		0.5-0.7	0.6-0.8	0.6-0.9	0.7-1.0	0.7-1.0	1.2-1.4	1.4-1.6	1.7-2.0	1.9-2.3	2.0-2.5
	20				0.5-0.8	0.6-0.9	0.5-0.9	1.0-1.1	1.5（快速2	1.3-1.6	1.5-1.8	1.6-2.0
	22					0.5-0.8	0.5-0.7	0.9-1.0	0.9-1.2	1.1-1.3	1.3-1.6	1.5-1.8
	25						0.4-0.6	0.6-0.7	0.6-0.9	0.9-1.2	1.0-1.4	1.3-1.5
	30							0.3-0.6	0.5-0.8	0.6-0.8	0.8-1.2	1.2-1.4
	40								0.25-0.33	0.4-0.7	0.7-0.9	0.9-1.1
	50								0.18-0.2	0.2-0.25	0.3-0.5	0.6-0.8
	60									0.18-0.2	0.2-0.25	0.22-0.28
	70										0.18-0.2	0.19-0.22
	80											0.12-0.15
Stainless Steel cut by N2	1	16.5-22.0	20.0-26.0	27.5-33.0	31.0-38.5	33.0-45.0	50.0-65.0	63.0-66.0	70.0-80.0	75.0-90.0	80.0-100.0	82.0-100.0
	2	4.5-6.1	7.0-10.0	9.0-11.0	12.0-16.5	15.0-20.0	30.0-40.0	40.0-44.0	44.0-48.0	46.0-50.0	50.0-60.0	63.0-75.0
	3	2.0-3.1	4.5-5.5	5.0-6.5	7.0-10.0	7.5-12.0	18.0-25.0	25.0-28.0	28.0-35.0	30.0-38.0	35.0-45.0	52.0-58.0
	4	1.0-1.6	2.0-2.5	2.2-2.8	5.0-7.2	5.5-9.0	10.0-15.5	15.0-18.0	20.0-26.0	22.0-28.0	30.0-32.0	35.0-43.0
	5	0.4-0.7	1.5-2.0	1.5-2.0	1.8-2.4	4.0-5.5	8.0-13.5	12.0-14.0	15.0-20.0	16.0-22.0	24.0-28.0	25.0-30.0
	6		0.6-0.9	0.7-1.3	1.0-1.6	2.6-4.5	6.0-9.0	9.0-9.5	11.0-13.0	12.0-15.0	20.0-25.0	22.0-25.0
	8			0.3-0.6	1.2-2.0	1.6-2.8	4.0-5.5	5.0-5.3	7.0-7.5	7.5-8.5	14.0-17.0	18.0-22.0
	10				0.7-1.0	0.7-1.6	1.8-2.8	3.8-4.0	5.0-5.5	5.5-6.5	10.0-13.0	14.0-18.0
	12					0.5-0.9	1.2-1.6	2.5-2.7	3.0-3.5	3.3-4.0	9.0-10.0	12.0-14.0
	14						0.8-1.2	1.8-1.9	2.3-2.8	2.5-3.0	7.0-8.5	8.0-10.0
	16						0.6-0.9	1.3-1.5	2.1-2.5	2.3-2.8	5.0-6.0	7.0-8.0
	20							0.7-0.8	1.4-1.7	1.5-1.9	2.5-3.0	4.0-5.0
	25							0.5-0.6	0.7-1.0	0.9-1.2	1.4-1.8	2.0-2.5
	30								0.5-0.7	0.6-0.8	0.9-1.2	1.2-2.0
	35									0.5	0.55-0.8	0.7-1.0
	40											0.6-0.8
Aluminum cut by N2	1	10.0-13.0	15.0-27.5	22.0-31.0	25.0-30.0	28.0-32.0	35.0-45.0	40.0-50.0	45.0-55.0	50.0-60.0	55.0-65.0	60.0-70.0
	2	2.0-4.5	7.0-8.6	10.0-13.2	15.0-18.0	16.0-20.0	20.0-25.0	25.0-30.0	30.0-35.0	35.0-38.0	40.0-45.0	45.0-50.0
	3	0.6-1.3	2.5-4.0	5.0-6.6	7.0-8.0	10.0-12.0	14.0-16.0	15.0-23.0	20.0-25.0	25.0-30.0	30.0-35.0	38.0-45.0
	4		1.0-1.6	1.5-2.2	5.0-6.0	6.0-7.0	8.0-10.0	12.0-16.0	18.0-20.0	20.0-23.0	25.0-30.0	28.0-35.0
	5		0.6-0.9	1.0-1.3	2.5-3.0	4.0-5.0	5.0-7.0	7.0-10	14.0-16.0	15.0-18.0	18.0-20.0	20.0-25.0
	6			0.6-0.9	1.5-2.0	2.5-3.0	3.5-4.0	5.0-7.0	10.0-12.0	12.0-14.0	16.0-18.0	18.0-22.0
	8			0.4-0.7	0.5-0.8	1.0-1.3	1.5-2.0	2.5-4.0	6.0-8.0	8.0-10.0	10.0-13.0	14.0-18.0
	10				0.3-0.4	0.8-1.0	1.0-1.2	2.0-2.5	4.0-6.0	5.0-7.0	9.5-10.0	12.0-15.0
	12					0.6-0.8	0.6-0.7	1.6-2.0	2.0-3.0	2.5-3.5	5.0-6.0	10.0-12.0
	14					0.3-0.5	0.4-0.6	0.8-1.2	1.5-2.5	2.0-3.0	4.5-5.0	8.0-10.0
	16						0.3-0.4	0.8-1.0	1.3-2.0	1.5-2.5	3.0-4.0	6.0-8.0
	20							0.5-0.7	0.8-1.2	0.8-1.2	1.6-2.0	2.0-3.0
	25								0.5-0.7	0.5-0.7	1.0-1.2	1.5-2.0
	30										0.8-1.0	1.0-1.2
	35										0.7-0.9	0.8-1.0
Brass cut by N2	1	14.0-20.0	15.0-22.0	20.0-27.0	20.0-28.0	25.0-30.0	30.0-40.0	35.0-45.0	38.0-50.0	40.0-55.0	45.0-60.0	55.0-65.0
	2	3.0-4.5	4.0-7.2	7.7-8.8	7.0-13.2	12.0-15.0	15.0-18.0	25.0-27.0	30.0-35.0	32.0-37.0	35.0-40.0	38.0-45.0
	3	1.0-1.2	1.1-1.5	3.0-4.5	5.0-7.2	5.5-7.7	12.0-14.0	15.0-18.0	18.0-22.0	20.0-24.0	25.0-28.0	28.0-33.0
	4		1.0-1.2	1.3-1.8	2.5-3.0	3.5-5.5	8.0-10.0	10.0-12.0	15.0-18.0	16.0-19.0	19.0-22.0	22.0-26.0
	5		0.6-0.9	0.8-0.9	1.6-2.0	2.0-3.5	5.0-5.5	7.0-9.0	12.0-15.0	13.0-16.0	17.0-19.0	18.5-22.0
	6			0.4-0.6	0.8-1.2	1.4-2.2	3.2-3.8	6.0-6.5	7.0-10.0	9.0-11.0	12.0-15.0	15.0-18.0
	8				0.3-0.4	0.8-1.0	1.5-1.8	2.5-3.0	5.5-6.5	6.0-8.0	8.0-10.0	10.0-15.0
	10					0.4-0.6	0.8-1.0	1.0-1.5	3.5-4.7	5.0-6.0	7.0-8.0	8.0-10.0
	12						0.6-0.7	0.8-1.2	1.8-2.0	2.0-2.2	2.5-3.5	5.0-8.0
	15							0.6-0.7	1.0-1.2	1.3-1.4	1.8-2.0	2.5-4.5
	18								0.5-0.7	0.8-1.2	0.8-1.3	1.3-1.8
	20								0.3-0.5	0.6-0.7	0.8-1.0	1.0-1.2
	25									0.4-0.6	0.7-0.9	0.8-1.0
	30										0.5-0.7	0.6-0.8
	40											0.5-0.65

SAMPLES










SERVICE SYSTEM

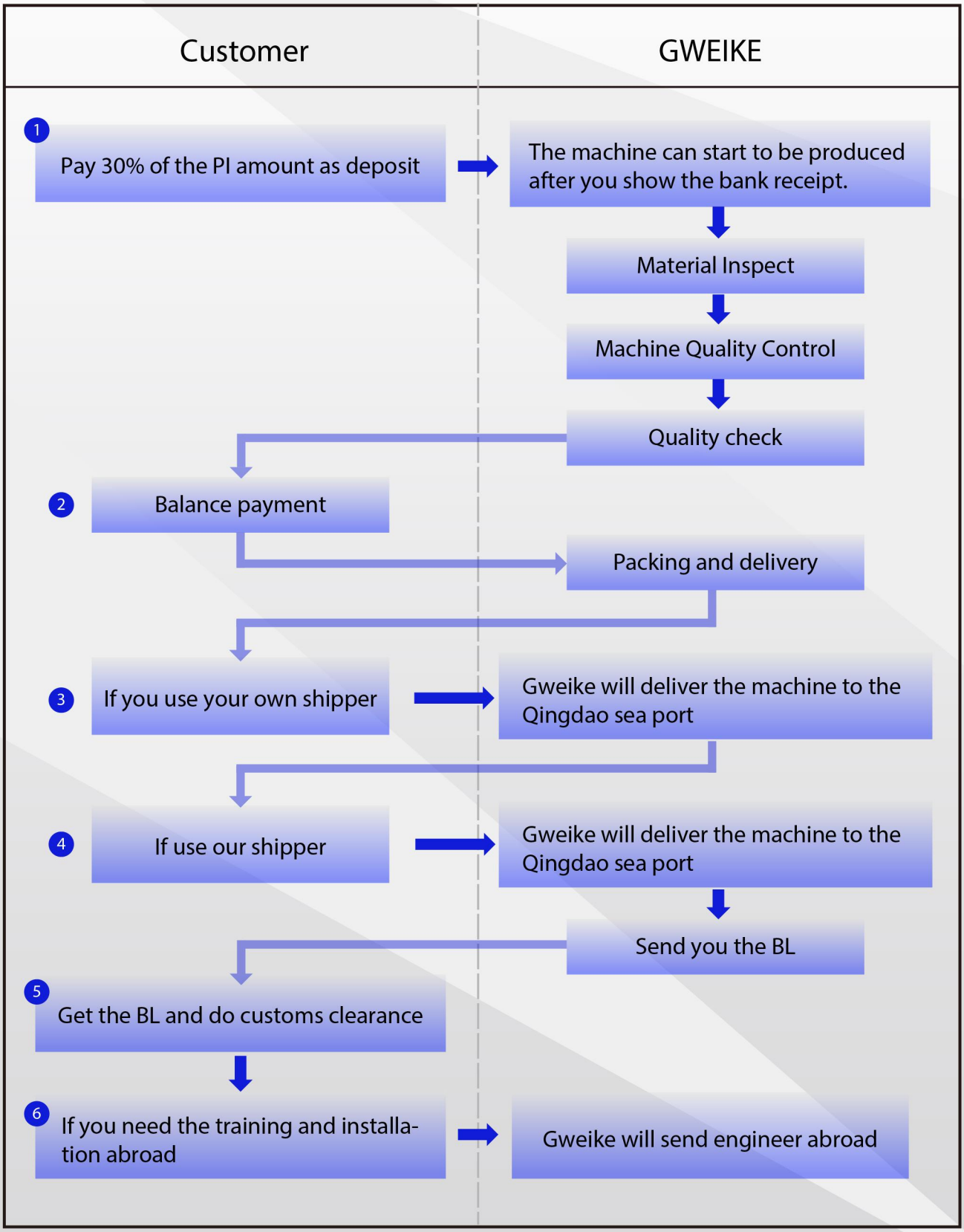

ABOUT US

Gweike Tech Co., Ltd. is established in July 2004, a company with 18 years of production experience in the development, production and sales of fiber laser cutting machines.

90000+

The production base covers an area of 90,000 square meters

1000+

Office area of more than 1,000 square meters

800+

More than 800 employees

100+

R&D and production team of more than 100 people

21+

21 Services Office All Over The World

EXPO STAFF

SERVICE FOR 150 COUNTRIES

QUALIFICATION/ HONOR

QUALITY CONTROL PROCESS

1 Incoming Quality Inspection

Laser Source Test

Laser Head Test

Rack Detection



Motor / Reducer Testing

Machine Parts Qualification
And trades Certificate

2 Production process quality control

①

Machine Bed Welding

②

Machine Bed Heat Treatment

③

Milling Machine

④

Accurate Installation

⑤

Collimator Tests



⑥

Marble Square Ruler

⑦

Double Ball Bar Test



⑧

Laser Interferometer Test

3 Before Package

①

Machine Running Test

②

Machine Cutting Test

③

Outlook Quality Test

④

Quality Check Report